





AMP CO Ultra Pistol Grip Tool Kit

AMP CO PISTOL GRIP TOOL KIT	ADAPTER POSITION FOR AMP CO ULTRA HOUSINGS	
 <p>Adapter</p> <p>Pistol Grip Tool</p> <p>PN 1711500-1</p>	 <p>"90° EXIT" position for 90° Housing</p>	 <p>"180° EXIT" position for 180° Housing</p>

1. TERMINATION PROCESS

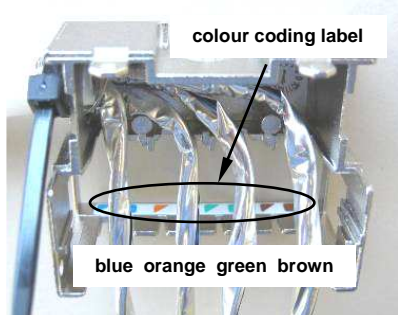
1.1



approx. 80mm

approx. 10mm


1.2



colour coding label


blue orange green brown

1.3




3-4mm

1.4




1.5




SEC Product Spec.
108-22137


1.6



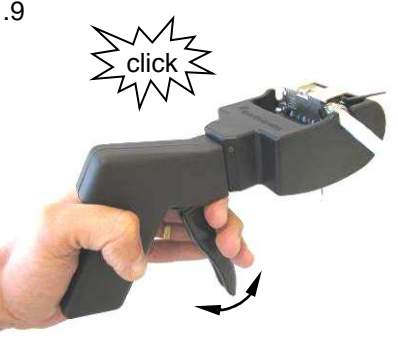
1.7



1.8




1.9




click


1.10



1.11



1.12



2. TRIGGER RELEASE

2.1




2.2




3. TOOL ADJUSTMENT


3.1



3.2



3.3




3.4



Check Tool every 50-100 operations

If Tool Not OK, go through 3.5, 3.6, 3.7 and check Tool again



4. BLADE REPLACEMENT

